

Simple Questions: Animals

Learning Objectives: Asking and answering simple questions.

Preparation Time: 15 minutes

Skill/Grammar: Speaking

Completion Time: 30–40 minutes

What's this?

Age/Level: 6–12/Elementary

What colour is it?

The activity can be adapted for higher level by adding more difficult questions, e.g. *What's it like? naughty, big.*

Have you got one?

Do you like ...s?

Pronouns: it, this, one

Resources: For each pair: one set of [Animals Cards Parts 1 and 2](#) cut up as indicated. A board and board pens.

- NB** There are a lot of cards to get through in the main activity. You may prefer to split the activity into two or more lessons, depending on your students' concentration span.
- You could divide the activity up into "Only sheet 1" or "Only sheet 2", "Only pets", "Only farm animals" or "Only zoo animals".

Warm-Up (10 minutes)

- Elicit the names of the animals in the main activity by asking the students which animals they know the English name for and writing them on the board.

Vocabulary Table

Animals

cat	dog	mouse (mice)	hamster	horse	snake
cow	pig	sheep (sing, pl)	puppy (pl, -ies)	spider	goldfish
frog	tiger	elephant	giraffe	lion	kangaroo

Colours

black	white	brown	green	yellow	pink
gold	orange	grey			

Presentation (10 minutes)

- Concentrate on the animals in the main activity and write the following questions on the board.
What colour is it? Have you got one? Do you like ...s?
- Nominate students and ask them the questions about different animals.
- Tell them that they are going to practise asking and answering these questions in pairs and distribute the cards that you prepared earlier.

Author: Nicola Jane Mabbott

Simple Questions: Animals

- Nominate two students and build up **Model Dialogue 1** on the board, based on the “*Cat Card*”.
- Repeat the procedure with two more students and the *Mouse Card*.
- Repeat the process and drill pronunciation until you are satisfied your students are ready to progress to the **Practice** section.

Model Dialogue: 1 “Cat” card		Model Dialogue. 2 “Mouse” card	
Student A	What’s this?	Student A	What’s this?
Student B	(It’s) a cat.	Student B	(It’s) a mouse.
Student A	What colour is it ?	Student A	What colour is it ?
Student B	It’s black. / Black and white, etc.	Student B	It’s brown / white.
Student A	Have you got one?	Student A	Do you like mice?
Student B	Yes, I have, / No, I haven’t.	Student B	Yes, I do. / No, I don’t.

Practice (10 minutes)

- Tell the students that they are going to continue the exercise in pairs. Allow them 5–10 minutes.
- Circulate and monitor, listening for typical mistakes.


Closure (5–10 minutes)

- Nominate students at random and give them a time limit to see how many questions they can ask and answer correctly.
- Give feedback on common mistakes. Drill pronunciation of problem words.

Simple Questions: Animals

Animals Cards I

cat




What's this?

dog




What's this?

mouse




What's this?

hamster




What's this?

horse




What's this?

snake




What's this?

cow




What's this?

pig



What's this?

sheep



What's this?

Simple Questions: Animals

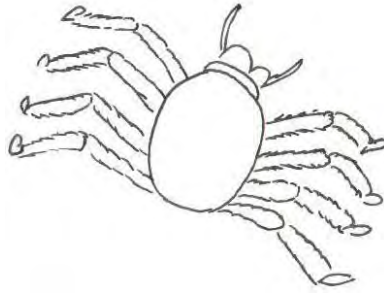
Animals Cards 2

puppy



What's this?

spider



What's this?

goldfish



What's this?

frog




What's this?

tiger




What's this?

elephant



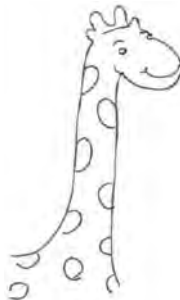
What's this?

kangaroo



What's this?

giraffe



What's this?

lion



What's this?